

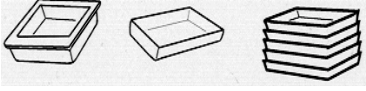

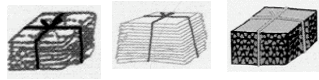











RECYCLABLE WASTE - NIISATO

For information, call the Sanitation Management Office (4-333-1 Aioicho) at 54-5553; in Niisato, call 74-2211. Kiryu City urges residents to give aluminum cans and recyclable paper items to recycling groups. When this is not possible, follow the guidelines below for disposal. Only white polystyrene trays are collected for recycling.

Recyclable waste disposed in bags should always be put in a designated bag; the disposer's name must be written on the bag. Designated bags are available at supermarkets and convenience stores.

PET Bottles & Caps Remove caps & labels. Rinse & put crushed bottles in designated bags for disposal. Dispose of caps in separate designated bags.		 soft drinks alcohol soy sauce	Remove labels and caps. Dispose of PET bottles and caps in separate designated bags.	 rinse & crush bottles
White Polystyrene Trays dispose in designated bags			Category includes only white polystyrene trays for food which snap when broken. Rinse, dry and put in designated bags for disposal.	
P A P E R	Drink Cartons 	Wash, dry, flatten, bundle and tie up cartons.	included are 500 ml and over milk, juice, coffee & tea cartons. Those lined in aluminum are not included.	Paper is also collected on rainy days.  cartons newspapers cardboard boxes
	Newspapers	Separate by category, bundle & tie each bundle with string. Flatten cardboard boxes before bundling.	Insert newspaper ads between newspapers in the bundle. Give newspapers to recycling groups or take to your local kominkan for recycling.	 magazines various other recyclable paper items
	Cardboard Boxes			
	Magazines, assorted paper items, etc.			
Glass Bottles Label broken bottles "きけん" (kiken). Discard caps, rinse & dispose in designated bags.		 various types of bottles	remove caps - dispose plastic with combustible, metal caps with noncombustible	
Returnable Glass Bottles Remove caps, rinse but do not put in bags.		 brown/green "issho bin" various sizes of beer bottles 720 ml bottle transparent "Jun"	 rinse bottles with water	
Cans (up to 4 liters) Empty contents, rinse and dispose in designated bags.		 beer, juice, canned food cans, biscuit cans, fuel cans, etc.	rinse cans with water	
Fluorescent Light Bulbs Wrap broken lights in paper, bag & label "きけん".		 Insert light fixtures in the original carton. Long items should be bundled together. Place round fixtures in designated bags for disposal. Use the original paper casing to dispose of light bulbs.		
Aerosol Cans Empty cans, expel remaining gas by making a hole in the can & put in designated bags for disposal.		 gas canisters, insecticide, hair spray, etc.	Empty the can completely before puncturing a hole in it. Take the can outside to puncture it. Aerosol cans should be disposed of separately in designated bags.	
Dry-Cell Batteries		 various size dry cell batteries	Dispose of batteries at the waste station during Cleaning Day campaigns or take them to Kiryu City Hall's Information Desk, City Hall Branch Offices, or local kominkan. *Button batteries or small rechargeable batteries should be taken to the retailer & disposed in the container provided at the store.	