

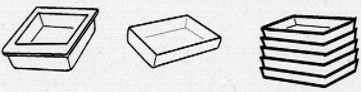









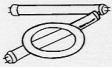

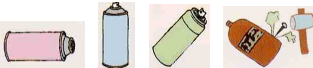



# RECYCLABLE WASTE - KUROHONE

For information, call the Sanitation Management Office (4-333-1 Aioicho) at 54-5553; in Kurohone, call 96-2112. Kiryu City urges residents to give aluminum cans and paper items to recycling groups or dispose of them at the recycling station. When this is not possible, follow the guidelines below for disposal. Only white polystyrene trays are collected for recycling.

All households must use the designated waste disposal bag which can be purchased at supermarkets and convenience stores. **Kurohone residents must write their name on the bag.**

<p><b>PET Bottles &amp; Caps</b></p> <p>Remove caps &amp; labels; rinse &amp; put crushed bottles in designated bags. Put caps in separate designated bags. Dispose with bottles.</p>		 <p>soft drinks alcohol soy sauce</p>	<p>Remove labels &amp; caps. Dispose in separate designated bags.</p>	 <p>rinse &amp; crush bottles</p>
<p><b>White Polystyrene Trays</b></p> <p>dispose in designated bags</p>			<p>Category includes <b>only white</b> polystyrene trays for food which snap when broken. Rinse, dry and put in a designated bag for disposal.</p>	
<p>P A P E R</p>	<p><b>Drink Cartons</b></p> 	<p>Wash, dry, flatten, bundle and tie up cartons.</p>	<p>included are cartons 500 ml and over for milk, juice, coffee &amp; tea. Cartons lined in aluminum are not included.</p>	<p>Give to collection groups or take to the recycled goods station.</p>  <p>cartons newspapers cardboard boxes</p>
	<p><b>Newspapers</b></p>	<p>Separate by category, bundle &amp; tie each bundle with string. Flatten cardboard boxes .</p>	<p>Put newspaper ads between newspapers in the bundle. Give newspapers to recycling groups or take to the recycling station.</p>	 <p>magazines various other recyclable paper items</p>
	<p><b>Cardboard Boxes</b></p>			
	<p><b>Magazines, etc.</b></p>			
<p><b>Glass Bottles</b></p> <p>Label broken bottles "きけん" (kiken). Discard caps, rinse &amp; dispose in designated bags.</p>		 <p>various types of bottles</p>	<p>remove caps - dispose plastic with combustible, metal caps with noncombustible</p> 	
<p><b>Returnable Glass Bottles</b></p> <p>Remove caps, rinse but do not put in bags.</p>		 <p>brown/green "issho bin" various sizes of beer bottles 720 ml bottle transparent "Jun"</p>	<p>rinse bottles with water</p> 	
<p><b>Cans</b></p> <p>(up to 4 liters)</p> <p>Empty contents, rinse and dispose in designated bags.</p>		 <p>beer, juice, canned food cans, biscuit cans, fuel cans, etc.</p> <p><b>PLEASE GIVE ALUMINUM CANS TO RECYCLING GROUPS</b></p>	<p>rinse cans with water</p> 	
<p><b>Fluorescent Light Bulbs</b></p> <p>Wrap broken lights in paper, bag &amp; label "きけん".</p>			<p>Use the original paper case to dispose of light bulbs.</p> <p>Insert light fixtures in the original carton. Long items should be bundled together. Place round fixtures in designated bags for disposal.</p> 	
<p><b>Aerosol Cans</b></p> <p>Empty cans; expel remaining gas by puncturing &amp; put in designated bags for disposal.</p>		 <p>gas canisters, insecticide, hair spray, etc.</p>	<p>Empty the can completely before puncturing a hole in it. Take the can out-side to puncture it. Aerosol cans should be disposed of separately in designated bags.</p>	
<p><b>Dry-Cell Batteries</b></p>		 <p>various size dry cell batteries</p>	<p>Dispose of batteries at the waste station during Cleaning Day campaigns or take them to Kiryu City Hall's Information Desk, City Hall Branch Offices, or local kominkan. * Button batteries or small rechargeable batteries should be taken to the retailer and disposed of in the container provided at the store.</p>	