

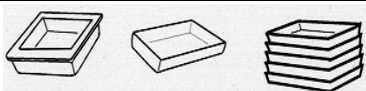






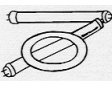





RECYCLABLE WASTE

For information, call the Sanitation Management Office (4-333-1 Aioicho) at 54-5553. **Kiryu City urges residents to give aluminum cans and recyclable paper items to recycling groups.** When this is not possible, follow the guidelines below for disposal. Only **white** polystyrene trays are collected for recycling. Recyclable items disposed in bags must be put in designated bags available at supermarkets & convenience stores.

<p>PET Bottles, Caps</p> <p>Remove caps & labels. Rinse & put crushed bottles in designated bags for disposal. Bag caps separately in designated bags. Dispose with PET bottles.</p>		 <p>soft drinks alcohol soy sauce</p>	<p>Remove labels. Dispose of labels with combustible waste; caps in separate designated bags with PET bottles.</p>	 <p>PET</p>	
<p>White Polystyrene Trays</p> <p>dispose in designated bags</p>			<p>Category includes only white polystyrene trays for food which snap when broken. Rinse, dry and put in a designated bag for disposal.</p>		
<p>P A P E R</p>	<p>Drink Cartons</p> 	<p>Wash, dry, flatten, bundle and tie up cartons.</p>	<p>Included are milk, juice, coffee & tea cartons, 500 ml and over in size. Aluminum lined cartons are not included.</p>	<p>Paper is also collected on rainy days.</p>  <p>drink cartons newspapers cardboard boxes</p>	
	<p>Newspapers</p>	<p>Separate by category, bundle & tie with string. Flatten cardboard boxes before bundling.</p>	<p>Insert ads between newspapers in the bundle. Give newspapers to recycling groups. Newspapers can also be taken to the kominkan for recycling.</p>	 <p>magazines various recyclable paper items - small items can be disposed in paper shopping bags</p>	
	<p>Cardboard Boxes</p>				
	<p>Magazines, paper, etc.</p>				
<p>Glass Bottles</p> <p>Label broken bottles "きけん" (kiken). Discard caps, rinse & dispose in designated bags.</p>		 <p>various types of bottles</p>	<p>remove caps - dispose plastic with combustible, metal caps with noncombustible</p>		
<p>Returnable Glass Bottles</p> <p>Remove caps, rinse but do not put in bags.</p>		 <p>brown/green "issho bin" various sizes of beer bottles 720 ml bottle transparent "Jun"</p>	<p>rinse bottles with water</p>		
<p>Cans</p> <p>(up to 4 liters)</p> <p>Empty contents, rinse and dispose in designated bags.</p>		 <p>beer, juice, canned food cans, biscuit cans, fuel cans etc.</p>	<p>PLEASE GIVE ALUMINUM CANS TO RECYCLING GROUPS</p>		
<p>Fluorescent Light Bulbs</p> <p>Wrap broken lights in paper, put in a designated bag & label "きけん".</p>			<p>Use the original paper casing to dispose of light bulbs. Insert light fixtures in the original carton. Long items should be bundled together. Place round fixtures in designated bags for disposal.</p>		
<p>Aerosol Cans</p> <p>Expel gas by making a hole in the can & put in a designated bag for disposal.</p>		 <p>gas canisters, insecticide, hair spray, etc.</p>	<p>Empty the can completely before puncturing a hole in it. Take the can outside to puncture it. Aerosol cans should be disposed of separately in designated bags.</p>		
<p>Dry-Cell Batteries</p>		 <p>various size dry cell batteries</p>	<p>Dispose of batteries at the waste station during Cleaning Day campaigns or take them to Kiryu City Hall's Information Desk, City Hall Branch Offices, or local kominkan. * Button batteries or small rechargeable batteries should be taken to the retailer and disposed of in the container provided at the store.</p>		